



## Research Article

# Regulatory Frameworks and Safety Standards for Antenna Integration in Aerospace Systems

Saifullah Khalid

IBMM Research, Khartoum, Sudan  
E-mail: [skhalid@ibmmacl.org](mailto:skhalid@ibmmacl.org)

**Received:** 17 June 2025; **Revised:** 30 July 2025; **Accepted:** 20 August 2025

**Abstract:** This paper surveys the statutory environment that governs the installation of antennas on civil and military aerospace platforms. After outlining the mandate of the ITU, FAA, EASA, and ICAO, it compares their test programmes for electromagnetic compatibility (EMC), electromagnetic interference (EMI), and human RF-exposure. A critical section details the day-to-day problems faced by antenna designers—mass budgets, composite-airframe detuning, dissimilar-material joints, and multi-standard certification. Harmonisation gaps between U.S. and European rules are highlighted, and emerging solutions such as model-based compliance, AI-optimised phased-arrays, and early-stage quantum prototypes are discussed. The paper concludes with a research agenda aimed at reconciling disruptive antenna technologies with a conservative certification culture.

**Keywords:** aerospace antennas; regulatory frameworks; safety standards; electromagnetic compatibility; compliance certification; aviation regulations

## 1. Introduction

Being the most important part of an article, the introduction introduces the relevant research background and the progress in 2 or 3 years, with references cited in numerical order, then presents the problem to be solved in this article, and finally briefly describes the method adopted in this work. Before the end, the aim of the work should be mentioned. Subtitle is forbidden in this part, and introduction of the article structure is considered unnecessary [1].

Using abbreviations can be an effective way to avoid repeating lengthy, technical terms throughout a piece of writing, but they should be used sparingly to prevent the text from becoming difficult to read. To use an abbreviation, write out the term or phrase on first use, followed by the abbreviation in parentheses. Use brackets if introducing an abbreviation inside parentheses. Conventional standard abbreviations should be used when abbreviation is justified [2, 3].

The integration of antennas into aerospace systems is a challenging task that requires careful attention to various regulations and safety standards. These rules ensure the safe, reliable, and effective use of antenna technologies in aviation and space applications [1]. As the aerospace industry evolves quickly, fueled by technological advances and shifting market needs, it's increasingly important to comply with these regulations and safety standards [2].

Regulations and safety standards are crucial in the aerospace sector because they set guidelines and requirements for the design, testing, and operation of different systems and components, including antennas. The main goals of these regulations are to keep aircraft crew, passengers, and the public safe, ensure the reliability and performance of aerospace systems, promote compatibility among various systems and technologies, and protect the environment while reducing the impact of aerospace activities [1].

---

Copyright ©2025 Saifullah Khalid

DOI: <https://doi.org/10.64897/ieet.2025v1i1.002>

This is an open-access article distributed under a CC BY license

(Creative Commons Attribution 4.0 International License)

<https://creativecommons.org/licenses/by/4.0/>

All stakeholders in the aerospace sector, including manufacturers, operators, and service providers, must follow these regulations and standards. Ignoring them can lead to serious consequences, such as fines, legal issues, and the grounding of aircraft or spacecraft [2]. Therefore, organizations in the aerospace industry need to fully understand the relevant regulations and standards and implement strong compliance management systems.

Several international and national regulatory bodies enforce rules and standards related to antenna integration in aerospace systems. Key organizations include the International Telecommunication Union (ITU), Federal Aviation Administration (FAA), European Aviation Safety Agency (EASA), and International Civil Aviation Organization (ICAO). These bodies collaborate with industry stakeholders, such as aircraft manufacturers, antenna designers, and service providers, to develop and implement regulations and standards that ensure the safe and effective use of antenna technologies in aerospace systems [1].

Radio-frequency (RF) systems on aircraft must satisfy three broad classes of regulation:

1. Spectrum allocation and orbital resources (International Telecommunication Union, ITU).
2. Airworthiness and on-board safety (Federal Aviation Administration, FAA; European Union Aviation Safety Agency, EASA).
3. International operating procedures (International Civil Aviation Organisation, ICAO)

In addition to following regulations, the aerospace industry must also face challenges from new technologies and the rapid pace of future developments. The rollout of 5G networks, the rise of Internet of Things (IoT) devices, and the increasing need for satellite communication are just a few examples of advancements shaping the future of aerospace. These changes call for the integration of modern antenna systems and require updates to regulatory frameworks and safety standards to keep up with the evolving landscape [1].

To tackle these challenges, the FAA and EASA have committed to working together to meet the needs of the future global aviation system. This teamwork includes focusing on collaborative efforts, enhancing safety oversight, optimizing resources, expanding cooperation on certification tasks, working together on rulemaking, promoting aviation sustainability, and sharing information about emerging risks and technologies by building a solid partnership between. After describing the above frameworks (Section 3) the paper analyses practical integration issues (Section 4) and the lack of full harmonisation between U.S. Technical Standard Orders (TSO) and European ETSO/CS-ACNS (Section 5).

## **2. Background**

### ***2.1 Importance of Regulatory Frameworks and Safety Standards***

Regulatory frameworks and safety standards are vital in the aerospace industry. They set guidelines and requirements for designing, testing, and operating various systems and components, including antennas. The main goals of these regulations are to ensure the safety of aircraft crew, passengers, and the public. They also aim to maintain the reliability and performance of aerospace systems, promote compatibility among different technologies, and protect the environment while reducing the impact of aerospace activities [1].

All stakeholders in the aerospace industry, including manufacturers, operators, and service providers, must follow these regulatory frameworks and safety standards. Failing to comply can lead to serious consequences, including fines, legal issues, and the grounding of aircraft or spacecraft [2]. Therefore, it is crucial for organizations in the aerospace sector to fully understand the relevant regulations and standards and to establish strong compliance management systems.

### ***2.2 Key Regulatory Bodies***

Several international and national regulatory bodies are responsible for setting and enforcing regulations and standards for antenna integration in aerospace systems. Some of the most notable organizations include:

#### **2.2.1 International Telecommunication Union (ITU)**

The ITU is a United Nations agency that coordinates the global use of the radio frequency spectrum and satellite orbits. It creates international standards and regulations for radio communication, including those linked to aerospace antennas.

### **2.2.2 Federal Aviation Administration (FAA)**

The FAA is the national aviation authority of the United States, responsible for regulating all aspects of civil aviation, including the certification of aircraft, pilots, and air traffic control systems. It establishes safety standards and regulations for the design and operation of aircraft antennas.

### **2.2.3 European Aviation Safety Agency (EASA)**

EASA is the aviation safety agency of the European Union, responsible for ensuring the highest common standards of safety and environmental protection in civil aviation. It develops and enforces regulations related to aircraft design, manufacture, and operation, including antenna integration.

### **2.2.4 International Civil Aviation Organization (ICAO)**

ICAO is a United Nations agency that works with member states and industry groups to establish international standards and recommended practices for civil aviation. It develops guidelines and regulations for the safe and efficient operation of aircraft, including those related to communication, navigation, and surveillance systems [1].

These regulatory bodies work in collaboration with industry stakeholders, such as aircraft manufacturers, antenna designers, and service providers, to develop and implement regulations and standards that promote the safe and effective use of antenna technologies in aerospace systems [3, 4].

## **3. Specific Regulations and Standards**

### **3.1 *Electromagnetic Compatibility (EMC) and Interference (EMI)***

One of the primary concerns in antenna integration is ensuring electromagnetic compatibility (EMC) and minimizing electromagnetic interference (EMI) between the antenna and other aircraft systems. EMC refers to the ability of electronic systems to function properly in their electromagnetic environment without causing or suffering from unacceptable interference [3]. EMI, on the other hand, is the disruption of the operation of an electronic device due to electromagnetic radiation emitted by another device [4, 5].

Although DO-160/ED-14 provides an agreed test envelope, they were authored before active electronically-scanned arrays (AESA) became mainstream. Radiated-susceptibility dwell-times (50  $\mu$ s) are shorter than the beam-dwell of modern AI-controlled arrays, leaving possible blind spots in certification [6, 7]. Table 1 presents a summary of Regulatory bodies and associated test documents.

Several regulations and standards address EMC and EMI issues in aerospace systems, including:

#### **3.1.1 RTCA DO-160**

This standard, developed by the Radio Technical Commission for Aeronautics (RTCA), provides a comprehensive set of environmental test procedures and requirements for airborne equipment, including antennas. It covers various aspects of EMC and EMI testing, such as radiated emissions, conducted emissions, and susceptibility to external electromagnetic fields [6].

#### **3.1.2 MIL-STD-461**

This military standard from the United States Department of Defense sets requirements and test methods to control the EMI characteristics of electronic equipment and subsystems. It is commonly used in the aerospace industry to ensure the EMC of military aircraft and spacecraft.

#### **3.1.3 ICAO Annex 10**

This annex to the Convention on International Civil Aviation, created by ICAO, offers standards and recommended practices for aeronautical telecommunications. It includes guidelines for protecting aircraft systems from EMI. It specifies the maximum levels of electromagnetic radiation that aircraft antennas and other electronic devices can emit [8].

Meeting these regulations and standards requires thorough testing and validation of antenna systems to ensure they do not cause or experience EMI. This usually involves conducting EMC tests in specialized laboratories or anechoic chambers. In these settings, the antenna undergoes various electromagnetic environments, and its performance is assessed against the specified requirements [9–12].

**Table 1.** Regulatory bodies and associated test documents

Regulatory Body	Test Document	Key Scope / Requirements
International Telecommunication Union (ITU)	- Radio Regulations (RR)	Global spectrum allocation; satellite-orbit coordination
	- ITU-R Recommendations (e.g. P.1546)	Field-strength prediction and propagation models
International Civil Aviation Organization (ICAO)	- Annex 10, Volume III – Aeronautical Telecommunications	Frequency allocations; emission limits; standard operating procedures
Federal Aviation Administration (FAA)	- RTCA DO-160G – Environmental Conditions & Test Procedures	Radiated/conducted emissions; susceptibility; environmental (temperature, vibration, lightning) tests
	- TSO-C132C – Aircraft Antenna Performance Standard	Performance, safety & mounting requirements for airborne antennas
	- AC 20-138D – Lightning Testing Advisory Circular	Additional direct-effects lightning tests beyond TSO-C132C
European Union Aviation Safety Agency (EASA)	- ETSO-2C132 – Airborne Performance Standard for Antennas	Certification test procedures (EMC/EMI, environmental) equivalent to FAA TSO-C132C
	- CS-23/25 – Certification Specifications	Integrated system requirements for normal and large aeroplanes (including antenna-airframe interfaces)
U.S. Department of Defense (DoD)	- MIL-STD-461G – EMI Control Standard	EMI control (radiated/conducted emissions & susceptibility); +6 dB tighter radiated-emission limits in 200–400 MHz

### 3.2 Electromagnetic Compatibility (EMC) and Interference (EMI)

Another important aspect of integrating antennas into aerospace systems is ensuring that the electromagnetic radiation from the antennas does not pose a health risk to aircraft crew, passengers, or the public. Several international and national organizations have set guidelines and limits for human exposure to electromagnetic fields, including:

#### 3.2.1 International Commission on Non-Ionizing Radiation Protection (ICNIRP)

ICNIRP is an independent scientific organization that gives advice on the health and environmental effects of non-ionizing radiation, including radio frequency (RF) radiation from antennas. It has set exposure limits for both workers and the public for RF fields.

#### 3.2.2 Institute of Electrical and Electronics Engineers (IEEE) C95.1

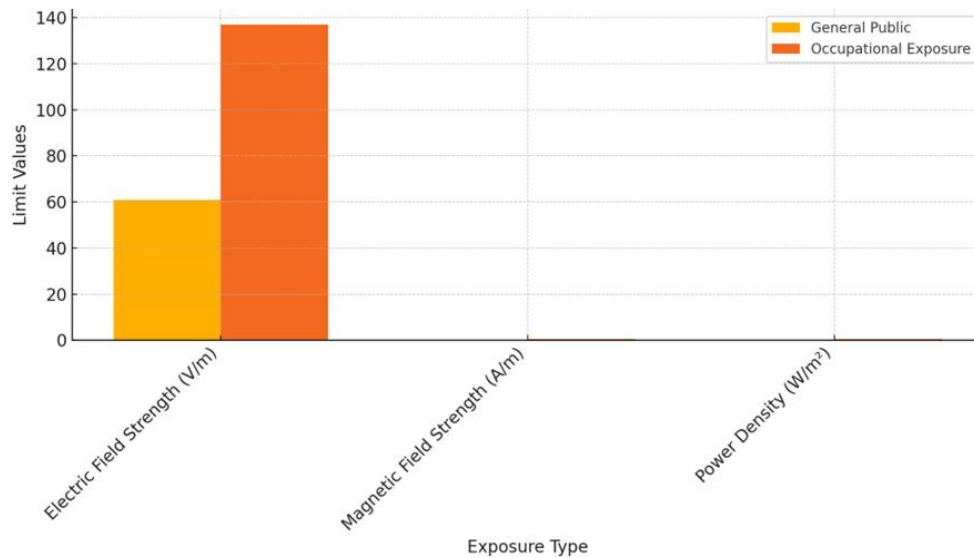
This standard, created by the IEEE, offers recommendations for safe human exposure to RF electromagnetic fields. It specifies the maximum permissible exposure (MPE) limits for various frequency ranges and exposure scenarios, considering factors like exposure duration and the body part involved.

### 3.2.3 Federal Communications Commission (FCC) Guidelines

Federal Communications Commission (FCC) Guidelines:

The FCC, which oversees interstate and international communications in the United States, has adopted the IEEE C95.1 standard as its guidelines for assessing human exposure to RF fields. It requires that all antennas and wireless devices sold in the United States meet these guidelines [13].

To ensure compliance with radiation exposure limits, antenna designers and manufacturers must carry out thorough evaluations of the electromagnetic fields produced by their antennas. They must show that these fields do not exceed the specified limits. This usually involves computational modeling and simulation of the antenna's radiation patterns, along with physical measurements of the electromagnetic fields in a controlled environment [14–16]. Figure 1 shows the radiation exposure limits for public and occupational exposure (ICNIRP guidelines).



**Figure 1.** Radiation Exposure Limits for General Public and Occupational Exposure (ICNIRP Guidelines)

### 3.3 Electromagnetic Compatibility (EMC) and Interference (EMI)

In addition to EMC and radiation exposure, antenna integration in aerospace systems must also take into account various environmental factors that can affect the performance and reliability of the antennas. These factors include:

- Temperature and humidity
- Vibration and shock
- Icing and precipitation
- Altitude and pressure

To address these environmental challenges, antenna designers and manufacturers must follow relevant standards and guidelines, such as RTCA DO-160, which specifies the environmental test procedures and requirements for airborne equipment [6]. Compliance with these standards involves subjecting the antenna to a series of environmental tests, such as temperature cycling, humidity exposure, vibration, and altitude simulation, to verify its performance and reliability under various operating conditions.

#### 3.3.1 Harmonisation vs. Divergence

FAA TSO-C132 and EASA ETSO-2C132 are nominally equivalent, yet the Advisory Circular AC 20-138D still asks for additional lightning-direct-effects tests that EASA accepts by similarity.

RTCA DO-160G and EUROCAE ED-14G use identical paragraph numbering but MIL-STD-461G imposes 6 dB stricter radiated-emission limits in the 200 MHz–400 MHz band.

The European Radio Equipment Directive (RED) requires CE-marking even for line-fit equipment already approved under EASA CS-23/25, causing duplicate RF-exposure assessments.

## 3.4 Implementation Challenges

### 3.4.1 Physical constraints

Mass: Ku-band SATCOM radomes add 18–27 kg; business jets have <120 kg empty-weight margin.

Volume: Conformal arrays compete with fuel in the wing-to-body fairing.

Materials: Carbon-fibre skin detunes patch arrays by 2–4%, demanding dielectric layers or frequency-selective surfaces.

### 3.4.2 Manufacturing & MRO

Bond-line integrity of embedded arrays must survive 60,000 flight cycles; repair schemes accepted by FAA DERs are still scarce.

### 3.4.3 Multi-standard certification bottlenecks

A Ka-band antenna may need: DO-160G (Section 21) + ETSO Authorisation + RED + ITU filing + FCC/PTCRB for ground testing. Synchronising test evidence across these bodies adds 6–9 months to programme schedules.

## 3.5 Compliance Processes

### 3.5.1 Certification and Approval

The integration of antennas into aerospace systems needs a thorough certification and approval process to meet regulatory frameworks and safety standards. The specific certification requirements change based on the type of aircraft, the intended use, and the regulatory area. The general process includes the following steps:

1. Design and development: The antenna is designed and built according to applicable regulations and standards, considering factors like EMC, radiation exposure limits, and environmental impacts [3, 4].
2. Testing and validation: The antenna goes through a series of tests to confirm its performance, safety, and compliance with the required standards. This includes EMC testing, radiation pattern measurements, and environmental testing [6].
3. Documentation and reporting: The antenna manufacturer creates detailed documents, including test reports, design specifications, and compliance statements, to show that the antenna meets all the relevant regulations and standards [13].
4. Submission and review: The documentation is sent to the appropriate regulatory authority, such as the FAA or EASA, for review and approval. The regulatory authority may ask for additional information or testing to ensure compliance.
5. Approval and certification: If the antenna fulfills all the requirements, the regulatory authority grants an approval or certification, confirming that the antenna is suitable for integration into the intended aerospace system [16].

The certification and approval process can be time-consuming and complicated. It requires close teamwork between the antenna manufacturer, the aircraft manufacturer, and regulatory authorities. Engaging with regulatory authorities early in the design process is crucial to ensure that all requirements are clearly understood and addressed. This minimizes the risk of delays or non-compliance [17].

## 3.6 Testing and Validation

Testing and validation are critical components of the compliance process for aerospace antennas. The specific tests and validation procedures depend on the applicable regulations and standards, but generally include the following:

### 3.6.1 EMC testing:

The antenna is subjected to various EMC tests to ensure that it does not cause or suffer from electromagnetic interference. These tests may include:

- Radiated emissions testing: Measuring the electromagnetic fields emitted by the antenna to ensure that they do not exceed the specified limits.
- Conducted emissions testing: Measuring the electromagnetic energy conducted through the antenna's power and signal lines to ensure that it does not cause interference with other systems.
- Susceptibility testing: Exposing the antenna to external electromagnetic fields to ensure that it can operate reliably in the presence of interference.

### **3.6.2 Radiation pattern measurements:**

The antenna's radiation pattern is measured to verify that it meets the specified performance requirements, such as gain, directivity, and polarization. These measurements are typically conducted in an anechoic chamber or outdoor test range [14].

### **3.6.3 Environmental testing:**

The antenna is subjected to various environmental tests to ensure that it can operate reliably under the intended operating conditions. These tests may include:

- Temperature and humidity testing: Exposing the antenna to extreme temperature and humidity conditions to verify its performance and reliability.
- Vibration and shock testing: Subjecting the antenna to vibration and shock loads to ensure that it can withstand the mechanical stresses encountered during operation.
- Altitude and pressure testing: Testing the antenna's performance at simulated high altitudes and low-pressure conditions to verify its operation in the intended environment.

The testing and validation process requires specialized facilities, equipment, and expertise. Antenna manufacturers often collaborate with independent testing laboratories or use in-house testing facilities to conduct the required tests. The test results are documented in detailed test reports, which form part of the compliance documentation submitted to the regulatory authorities [18].

## **3.7 Risk Assessment and Management**

An essential aspect of the compliance process is the assessment and management of risks associated with antenna integration. This involves identifying potential hazards, evaluating their likelihood and potential impact, and implementing appropriate mitigation measures. The risk assessment process typically includes the following steps:

1. Hazard identification: Identifying potential hazards associated with the antenna's design, installation, and operation. This may include EMI risks, structural risks, and environmental risks.
2. Risk analysis: Evaluating the likelihood and potential consequences of each identified hazard. This may involve quantitative or qualitative analysis techniques, depending on the available data and the nature of the risk.
3. Risk evaluation: Comparing the analyzed risks against predefined risk acceptance criteria to determine whether additional mitigation measures are required.
4. Risk mitigation: Developing and implementing strategies to reduce or eliminate unacceptable risks. This may involve design modifications, additional testing, or operational restrictions.
5. Monitoring and review: Continuously monitoring the effectiveness of risk mitigation measures and reviewing the risk assessment as new information becomes available or changes occur in the system or operating environment.

The risk assessment and management process should be documented and integrated into the overall compliance documentation submitted to regulatory authorities [19].

## **3.8 Quality Management Systems**

Implementing a robust quality management system (QMS) is crucial for ensuring compliance with aerospace regulations and standards. A QMS provides a structured approach to managing processes, resources, and documentation to meet customer and regulatory requirements consistently [20].

Key elements of a QMS for aerospace antenna compliance include:

1. Document control: Establishing procedures for creating, reviewing, approving, and maintaining compliance-related documents and records [21].
2. Design control: Implementing processes to ensure that antenna designs meet specified requirements and are properly validated before production.
3. Supplier management: Establishing criteria for selecting and evaluating suppliers of components and materials used in antenna production [22].
4. Production and process control: Implementing procedures to ensure consistent quality during antenna manufacturing and assembly.
5. Inspection and testing: Establishing procedures for inspecting and testing antennas at various stages of production to verify compliance with specifications [23].
6. Nonconformity management: Implementing processes for identifying, documenting, and addressing nonconforming products or processes [24].
7. Continuous improvement: Establishing mechanisms for identifying and implementing improvements to the QMS and compliance processes [25].

Many aerospace organizations implement QMS standards such as AS9100, which is specifically designed for the aerospace industry and incorporates additional requirements beyond the general ISO 9001 standard [1].

### 3.9 Compliance Monitoring and Auditing

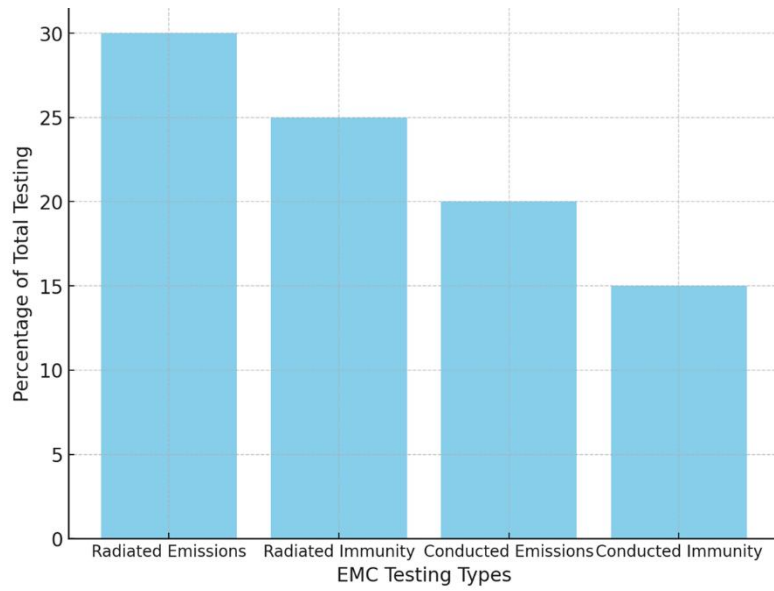
Ongoing compliance monitoring and auditing are essential to ensure that aerospace antennas continue to meet regulatory requirements throughout their lifecycle. This involves:

1. Internal audits: Conducting regular internal audits to assess compliance with regulatory requirements, internal procedures, and quality standards [26].
2. Supplier audits: Auditing suppliers to ensure they meet the required quality and compliance standards.
3. Regulatory inspections: Facilitating and supporting regulatory inspections conducted by aviation authorities [27].
4. Continuous monitoring: Implementing systems for continuous monitoring of antenna performance and compliance, including data collection and analysis [28].
5. Management reviews: Conducting periodic management reviews to assess the effectiveness of the compliance management system and identify areas for improvement.

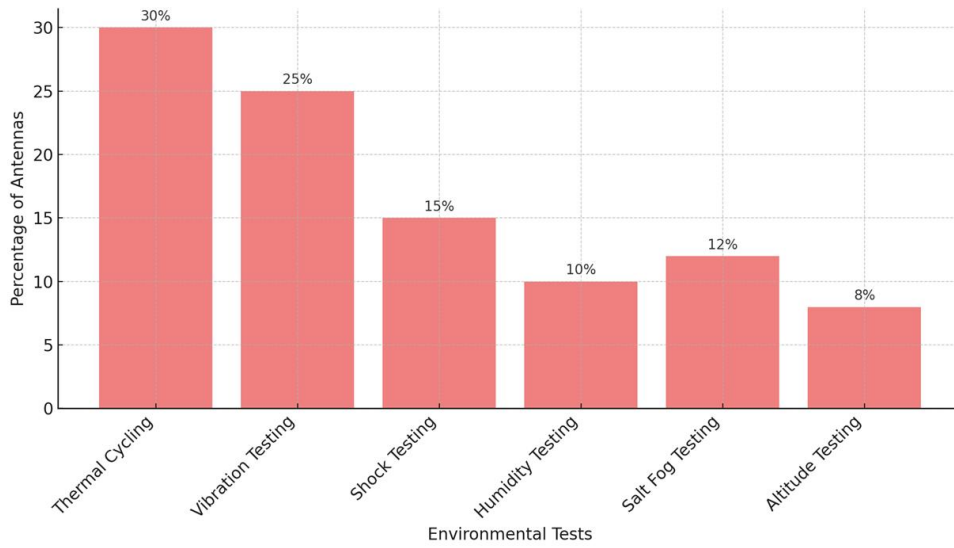
Compliance monitoring and auditing activities should be documented, and any findings or nonconformities should be addressed through appropriate corrective and preventive actions [29, 30]. Table 2 shows the Key Components of Aerospace Antenna Compliance Process. Figure 2, Figure 3, and Figure 4 show the distribution of EMC testing types for aerospace antennas, the percentage of aerospace antennas undergoing different environmental tests, and compliance process duration by antenna type, respectively.

**Table 2.** Key Components of Aerospace Antenna Compliance Process

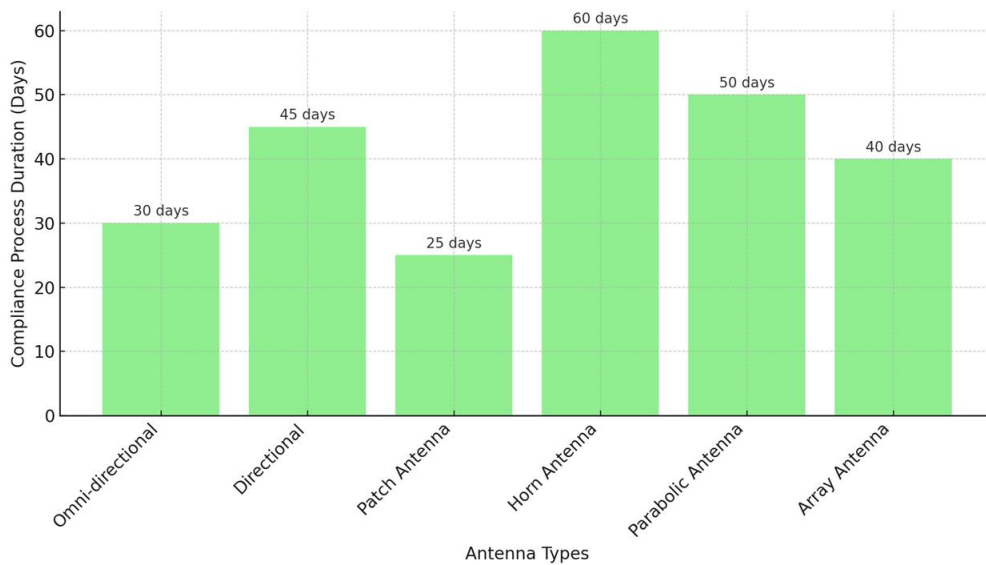
Component	Description	Key Activities
Certification and Approval	Process of obtaining regulatory approval for antenna integration	Design review, testing, documentation submission, regulatory review
Testing and Validation	Verification of antenna performance and compliance	EMC testing, radiation pattern measurements, environmental testing
Risk Assessment and Management	Identification and mitigation of potential hazards	Hazard identification, risk analysis, mitigation strategy development
Quality Management Systems	Structured approach to ensuring consistent quality and compliance	Document control, design control, supplier management, process control
Compliance Monitoring and Auditing	Ongoing assessment of compliance status	Internal audits, supplier audits, regulatory inspections, continuous monitoring



**Figure 2.** Distribution of EMC Testing Types for Aerospace Antennas



**Figure 3.** Percentage of Aerospace Antennas Undergoing Different Environmental Tests



**Figure 4.** Compliance Process Duration by Antenna Type

### 3.10 *Training and Competency Management*

Ensuring that personnel involved in the design, manufacture, and integration of aerospace antennas have the necessary knowledge and skills is crucial for maintaining compliance. This involves:

1. Training needs assessment: Identifying the specific knowledge and skills required for different roles involved in antenna compliance [31].
2. Training program development: Creating comprehensive training programs that cover relevant regulations, standards, and compliance processes [32].
3. Competency assessment: Evaluating the competency of personnel through practical assessments and examinations [33].
4. Continuous education: Providing ongoing training and education to keep personnel updated on changes in regulations and industry best practices [34].
5. Record-keeping: Maintaining detailed records of training and competency assessments for each employee involved in compliance-related activities [35].

Effective training and competency management programs help ensure that all personnel involved in antenna compliance processes are qualified and capable of performing their roles effectively [36].

### 3.11 *Physical constraints*

Mass: Ku-band SATCOM radomes add 18–27 kg; business jets have <120 kg empty-weight margin.

- Volume: Conformal arrays compete with fuel in the wing-to-body fairing.
- Materials: Carbon-fibre skin detunes patch arrays by 2–4%, demanding dielectric layers or frequency-selective surfaces.

### 3.12 *Manufacturing & MRO*

Bond-line integrity of embedded arrays must survive 60,000 flight cycles; repair schemes accepted by FAA DERs are still scarce.

### 3.13 *Multi-standard certification bottlenecks*

A Ka-band antenna may need: DO-160G (Section 21) + ETSO Authorisation + RED + ITU filing + FCC/PTCRB for ground testing. Synchronising test evidence across these bodies adds 6–9 months to programme schedules.

## 4. Emerging Trends and Future Directions

The aerospace industry is continuously evolving, driven by advances in technology and changing market demands. This section explores the emerging trends and future directions in antenna integration for aerospace systems, focusing on new technologies, their impact on regulatory frameworks and safety standards, and potential areas for future research and development [37].

### 4.1 *Emerging Technologies: Ai-Enabled & Quantum Antennas*

#### 4.1.1 *AI-enabled phased arrays*

Recent flight tests of a 256-element Ku-band digital array controlled by a reinforcement-learning algorithm showed 27% higher spectral efficiency compared with deterministic beam-schedules [38].

### 4.1.2 Quantum antennas

Prototype NV-center diamond antennas have demonstrated room-temperature quantum sensing of GHz magnetic fields at  $10 \text{ pT}/\sqrt{\text{Hz}}$  [38]. Though still TRL 3, the cryogenic requirement has been lifted, making airborne installation plausible in the next decade.

### 4.1.3 Barriers to deployment

Certification frameworks lack provisions for entangled-photon emission; EMI impact on conventional receivers is unknown; cooling or vibration isolation adds  $\geq 8 \text{ kg}$  system mass [39].

### 4.1.4 5G and Beyond

The deployment of fifth-generation (5G) wireless networks and the development of future 6G technologies are set to revolutionize the aerospace industry. These advanced communication technologies will enable high-speed, low-latency communication for aerospace applications, significantly enhancing connectivity and data transfer capabilities [40].

### 4.1.5 Impact on Antenna Design

The integration of 5G and future 6G technologies in aerospace systems will require the development of advanced antenna systems. Some key considerations include:

- **Massive MIMO (Multiple-Input Multiple-Output) Antennas:** 5G networks rely heavily on massive MIMO technology, which uses a large number of antenna elements to improve spectral efficiency and network capacity. Aerospace antennas will need to incorporate massive MIMO capabilities to fully leverage 5G networks.
- **Beamforming Antennas:** Beamforming technology allows for the focusing of radio signals in specific directions, improving signal quality and reducing interference. Aerospace antennas will need to incorporate advanced beamforming capabilities to optimize communication with ground stations and satellites [41].
- **Millimeter-Wave (mmWave) Antennas:** 5G networks utilize higher frequency bands, including mmWave frequencies, to achieve higher data rates. Aerospace antennas will need to be designed to operate efficiently at these higher frequencies [42].

### 4.1.6 Regulatory Implications

The integration of 5G and future 6G technologies in aerospace systems will require updates to existing regulatory frameworks and safety standards. Some key areas that will need to be addressed include:

- **Spectrum Allocation:** Regulatory bodies will need to allocate appropriate frequency bands for aerospace 5G and 6G applications, ensuring they do not interfere with existing aviation communication and navigation systems.
- **EMC and EMI Standards:** Existing EMC and EMI standards may need to be updated to account for the higher frequencies and more complex signal environments associated with 5G and 6G technologies.
- **Safety Standards:** New safety standards may need to be developed to address potential health and safety concerns related to the use of higher frequency bands in aerospace applications.

### 4.1.7 Future Research Directions

- Development of compact, lightweight 5G and 6G antenna arrays suitable for integration into aircraft and spacecraft structures.
- Investigation of the effects of high-altitude and space environments on 5G and 6G signal propagation and antenna performance.
- Exploration of hybrid antenna systems that can seamlessly switch between different frequency bands and communication protocols [43].

## 4.2 Internet of Things (IoT) in Aerospace

The proliferation of IoT devices and sensors in aerospace systems will generate vast amounts of data that need to be transmitted and processed in real-time. This trend will drive the development of efficient and reliable antenna systems for data communication and networking [44].

### 4.2.1 Impact on Antenna Design

- **Miniaturization:** IoT devices in aerospace applications will require compact, lightweight antennas that can be easily integrated into various structures and components.
- **Multi-band Antennas:** To support multiple IoT communication protocols and frequency bands, aerospace antennas will need to be designed with multi-band capabilities.
- **Energy-efficient Antennas:** Many IoT devices in aerospace applications will be battery-powered or rely on energy harvesting. Antennas for these devices will need to be highly energy-efficient to maximize battery life and operational duration.

### 4.2.2 Regulatory Implications

- **Spectrum Management:** The increasing number of IoT devices in aerospace systems will require careful radio frequency spectrum management to avoid interference and ensure reliable communication.
- **Security Standards:** New security standards may need to be developed to protect IoT devices and their communication channels from cyber threats and unauthorized access.
- **Certification Processes:** Regulatory bodies may need to develop streamlined certification processes for IoT devices and their associated antennas to keep pace with the rapid development and deployment of these technologies.

### 4.2.3 Future Research Directions

- **Development of self-configuring and self-optimizing antenna systems for IoT devices in dynamic aerospace environments.**
- **Investigation of energy harvesting techniques integrated with antenna designs to power IoT devices in aerospace applications.**
- **Exploration of cognitive radio technologies for IoT devices to optimize spectrum usage and minimize interference in crowded aerospace communication environments.**

## 4.3 Advanced Satellite Communication Systems

The increasing demand for global connectivity and the emergence of new satellite constellations, such as SpaceX's Starlink and OneWeb, will drive the development of advanced antenna technologies for satellite communication [45].

### 4.3.1 Impact on Antenna Design

- **Phased Array Antennas:** Phased array antennas allow for electronic beam steering, enabling rapid and precise tracking of satellites. These antennas will be crucial for maintaining reliable communication links with moving satellites in low Earth orbit (LEO) constellations.
- **Electronically Steerable Antennas:** Electronically steerable antennas provide the flexibility to quickly switch between different satellites or constellations, improving connectivity and redundancy.
- **Inter-satellite Links:** Advanced antennas will be required to support inter-satellite communication links, enabling more efficient data routing and reducing latency in satellite networks.

### 4.3.2 Regulatory Implications

- **Spectrum Allocation:** Regulatory bodies will need to allocate and manage frequency bands for the growing number of satellite communication systems, ensuring fair access and minimizing interference.

- **Space Debris Mitigation:** As the number of satellites in orbit increases, regulations may need to be developed to address the issue of space debris and its potential impact on satellite communication systems.
- **International Coordination:** Enhanced international coordination will be required to manage the increasing number of satellite constellations and ensure equitable access to orbital slots and frequency bands.

### 4.3.3 Future Research Directions

- Development of adaptive antenna systems that can seamlessly switch between terrestrial and satellite communication networks.
- Investigation of advanced materials and manufacturing techniques to create lightweight, high-performance antennas for satellite communication.
- Exploration of quantum communication technologies for secure, long-distance satellite communication links.

## 4.4 *Unmanned Aerial Vehicles (UAVs) and Urban Air Mobility (UAM)*

The growing use of UAVs and the emergence of UAM concepts will drive the development of specialized antenna systems to support communication, navigation, and control functions.

### 4.4.1 Impact on Antenna Design

- **Conformal Antennas:** UAVs and UAM vehicles will require antennas that can be seamlessly integrated into their aerodynamic structures, minimizing drag and maintaining vehicle performance.
- **Multi-function Antennas:** Antennas for UAVs and UAM vehicles will need to support multiple functions, including communication, navigation, and sense-and-avoid capabilities, while minimizing size and weight.
- **Robust and Resilient Antennas:** Antennas for UAVs and UAM vehicles will need to be designed to withstand harsh environmental conditions and potential physical impacts.

### 4.4.2 Regulatory Implications

- **Spectrum Allocation:** Regulatory bodies will need to allocate appropriate frequency bands for UAV and UAM communication, ensuring they do not interfere with existing aviation systems.
- **Safety Standards:** New safety standards may need to be developed to address the unique challenges posed by UAVs and UAM vehicles, including their operation in urban environments.
- **Certification Processes:** Regulatory bodies may need to develop new certification processes specifically tailored to UAV and UAM antenna systems.

### 4.4.3 Future Research Directions

- Development of intelligent antenna systems that can adapt to changing environmental conditions and operational requirements in UAV and UAM applications.
- Investigation of antenna designs that can support both short-range vehicle-to-vehicle communication and long-range communication with ground stations and satellites.
- Exploration of antenna technologies that can enhance the sense-and-avoid capabilities of UAVs and UAM vehicles.

## 4.5 *Advanced Materials and Manufacturing Techniques*

The development of new materials and manufacturing techniques is driving innovation in antenna design for aerospace applications.

### 4.5.1 Impact on Antenna Design:

- **Composite Materials:** Advanced composite materials offer the potential for lightweight, high-performance antennas that can be integrated into aircraft structures.
- **Metamaterials:** Engineered metamaterials with unique electromagnetic properties can be used to create antennas with enhanced performance characteristics, such as improved bandwidth or miniaturization.
- **3D Printing:** Additive manufacturing techniques enable the creation of complex antenna geometries that were previously difficult or impossible to manufacture using traditional methods.

### 4.5.2 Regulatory Implications

- **Material Certification:** Regulatory bodies may need to develop new certification processes for antennas manufactured using advanced materials and techniques.
- **Performance Standards:** Existing performance standards may need to be updated to account for the unique characteristics of antennas made with advanced materials.
- **Environmental Regulations:** The use of new materials in antenna manufacturing may require updates to environmental regulations to address potential impacts on recycling and disposal.

### 4.5.3 Future Research Directions

- Development of self-healing antenna materials that can repair minor damage and maintain performance over extended periods.
- Investigation of bio-inspired antenna designs that leverage the unique properties of natural structures and materials.
- Exploration of nanomaterials and nanostructures for the creation of highly efficient, miniaturized antennas.

## 4.6 Artificial Intelligence and Machine Learning

The integration of artificial intelligence (AI) and machine learning (ML) technologies in aerospace systems will have a significant impact on antenna design and operation.

### 4.6.1 Impact on Antenna Design

- **Adaptive Antennas:** AI and ML algorithms can be used to create adaptive antenna systems that can optimize their performance in real-time based on changing environmental conditions and operational requirements.
- **Predictive Maintenance:** AI and ML techniques can be employed to predict antenna failures and optimize maintenance schedules, improving reliability and reducing downtime.
- **Cognitive Radio:** AI-powered cognitive radio systems can dynamically adjust antenna parameters to optimize spectrum usage and minimize interference.

### 4.6.2 Regulatory Implications

- **Certification of AI Systems:** Regulatory bodies may need to develop new certification processes for AI-powered antenna systems, ensuring their safety and reliability.
- **Ethical Considerations:** The use of AI in safety-critical aerospace systems may require the development of ethical guidelines and standards.
- **Data Privacy and Security:** Regulations may need to be updated to address data privacy and security concerns related to the use of AI and ML in antenna systems.

### 4.6.3 Future Research Directions

- Development of AI-powered antenna design tools that can optimize antenna performance for specific aerospace applications.

- Investigation of reinforcement learning techniques for real-time antenna optimization in dynamic aerospace environments.
- Exploration of AI-driven antenna fault detection and diagnosis systems to enhance reliability and safety.

## 4.7 Quantum Technologies

The application of quantum technologies, such as quantum sensing and quantum communication, may revolutionize aerospace antenna systems by enabling ultra-sensitive detection, secure communication, and enhanced navigation capabilities.

### 4.7.1 Impact on Antenna Design

- Quantum Antennas: Quantum-based antennas could potentially offer unprecedented sensitivity and efficiency in detecting weak signals.
- Quantum-Secure Communication: Antennas designed for quantum key distribution (QKD) systems could enable ultra-secure communication links for aerospace applications.
- Quantum Navigation: Quantum sensors integrated with antenna systems could provide highly accurate navigation capabilities without relying on external signals.

### 4.7.2 Regulatory Implications

- Standards for Quantum Systems: New standards may need to be developed to address the unique characteristics and capabilities of quantum-based antenna systems.
- Cybersecurity Regulations: Existing cybersecurity regulations may need to be updated to account for the potential impact of quantum technologies on encryption and secure communication.
- International Coordination: Enhanced international coordination may be required to manage the development and deployment of quantum technologies in aerospace applications.

### 4.7.3 Future Research Directions

- Development of practical quantum antenna designs suitable for integration into aerospace systems.
- Investigation of hybrid classical-quantum antenna systems that can leverage the strengths of both technologies.
- Exploration of quantum-inspired optimization techniques for antenna design and performance enhancement.

The emerging trends and future directions in antenna integration for aerospace systems present both exciting opportunities and significant challenges. As new technologies such as 5G, IoT, advanced satellite communication systems, and quantum technologies continue to evolve, they will drive innovation in antenna design and performance. However, these advancements will also require updates to existing regulatory frameworks and safety standards to ensure the safe and effective deployment of these technologies in aerospace applications.

The aerospace industry must continue to invest in research and development to address the challenges posed by these emerging trends. Collaborative efforts between academia, industry, and regulatory bodies will be essential to develop innovative solutions that meet the evolving needs of the aerospace sector while maintaining the highest standards of safety and reliability.

As we look at the future, antenna integration in aerospace systems will play a crucial role in enabling the next generation of aviation and space technologies. By staying at the forefront of these emerging trends and actively shaping the regulatory landscape, the aerospace industry can ensure that it is well-positioned to leverage these advancements and continue pushing the boundaries of what is possible in air and space travel.

## 5. Conclusions

The integration of antennas into aerospace systems is a complex process that requires careful consideration of numerous regulatory frameworks and safety standards. This comprehensive review has provided a thorough understanding of these critical aspects, highlighting their importance in ensuring the safe, reliable, and effective deployment of antenna technologies in aviation and space applications.

Throughout this paper, we have examined the key objectives of aerospace regulations, including safety assurance, performance reliability, and system interoperability. We have explored the roles of pivotal regulatory bodies such as the ITU, FAA, and EASA in establishing and enforcing these standards, underscoring the global nature of aerospace regulations.

Our in-depth analysis of specific regulations and standards, including RTCA DO-160, MIL-STD-461, and ICAO Annex 10, has revealed the multifaceted nature of compliance requirements. From electromagnetic compatibility and interference to radiation exposure limits and environmental considerations, these standards cover a wide range of critical factors that influence antenna design and integration.

The paper has also highlighted the unique regulatory challenges associated with different aerospace applications, from commercial and military aviation to space missions. Through case studies and real-world examples, we have illustrated the practical implications of these regulations and the strategies employed to meet them.

Furthermore, our examination of compliance processes has emphasized the rigorous nature of certification, testing, and validation procedures. The role of specialized testing facilities and laboratories in conducting EMC and EMI tests has been underscored, along with best practices for ensuring compliance with safety standards.

Looking to the future, we have explored emerging trends and potential directions in the field, including the impact of new technologies such as 5G, IoT, and advanced satellite communication systems. These developments promise to reshape the landscape of antenna integration in aerospace systems, necessitating ongoing evolution of regulatory frameworks and safety standards.

This paper serves as a comprehensive resource for researchers, engineers, and practitioners involved in aerospace antenna development. It underscores the critical importance of understanding and adhering to regulatory frameworks and safety standards in the aerospace industry. As the field continues to advance, staying informed about these regulations and proactively addressing compliance requirements will remain crucial for the successful integration of antennas in aerospace systems.

The insights provided in this review not only facilitate compliance with current standards but also prepare stakeholders for future challenges and opportunities in this dynamic field. As we move forward, the continued collaboration between industry, regulatory bodies, and research institutions will be essential in shaping regulations that ensure safety and reliability while fostering innovation in aerospace antenna technologies.

## Conflict of interest

There is no conflict of interest for this study.

## References

- [1] Aerospace system safety builds on open standards and architectures. 2023. Available online: <https://www.embedded.com/aerospace-system-safety-builds-on-open-standards-and-architectures/>. (accessed on 20 June 2025)
- [2] A Beginner's Guide to Aerospace Compliance and Safety Management. 2024. Available online: <https://amas.aero/a-beginners-guide-to-aerospace-compliance-management/>. (accessed on 20 June 2025)
- [3] Ott HW. *Electromagnetic compatibility engineering*. John Wiley & Sons; 2011.
- [4] Paul, CR. *Introduction to electromagnetic compatibility (Volume 184 of Wiley Series in Microwave and Optical Engineering)*. Wiley; 2006.

- [5] Prakash D, Agrawal A, Khalid S. Comparative analysis of UAVs: a study on payload capacity and performance. In: *New Innovations in AI, Aviation, and Air Traffic Technology*. 2024, pp. 128-149. IGI Global.
- [6] DO-160G - Environmental Conditions and Test Procedures for Airborne Equipment. Available online: <https://my.rtca.org/productdetails?id=a1B36000001IcnSEAS> (accessed on 20 June 2025)
- [7] Singh S, Verma S, Khalid S. C-shaped coupled microstrip patch antenna for WLAN applications. In: *2020 International Conference on Electrical and Electronics Engineering (ICE3)*. 2020, pp. 121-123. DOI: 10.1109/ICE348803.2020.9122783.
- [8] Annex 10 to the Convention on International Civil Aviation: Aeronautical Telecommunications. Available online: [https://applications.icao.int/postalhistory/annex\\_10\\_aeronautical\\_telecommunications.htm](https://applications.icao.int/postalhistory/annex_10_aeronautical_telecommunications.htm) (accessed on 20 June 2025)
- [9] Weston D. *Electromagnetic Compatibility: Principles and Applications, Revised and Expanded*. CRC Press; 2017.
- [10] White, DRJ. *A handbook series on electromagnetic interference and compatibility: Volume 5: Electromagnetic compatibility for avionics*. Don White Consultants; 2004.
- [11] Majid I. EMI effects in flight control systems and their mitigations. In: *Handbook of Aerospace Electromagnetic Compatibility*. 2018, pp.537-602. DOI: 10.1002/9781119082880.ch10.
- [12] Christopoulos C. *Principles and techniques of electromagnetic compatibility*. CRC press; 2022.
- [13] Federal Communications Commission. Guidelines for Evaluating the Environmental Effects of Radiofrequency Radiation. 1996. Available online: <https://www.fcc.gov/document/guidelines-evaluating-environmental-effects-radiofrequency>. (accessed on 20 June 2025)
- [14] Airworthiness Approval of Positioning and Navigation Systems (Including Change 2). Available online: [https://www.faa.gov/regulations\\_policies/advisory\\_circulars/index.cfm/go/document.information/documentid/1023966](https://www.faa.gov/regulations_policies/advisory_circulars/index.cfm/go/document.information/documentid/1023966). (accessed on 20 June 2025)
- [15] Hirata A, Fujiwara O. The correlation between mass-averaged SAR and temperature elevation in the human head model exposed to RF near-fields from 1 to 6 GHz. *Phys. Med. Biol.* 2009, 54(23): 7227. DOI: 10.1088/0031-9155/54/23/013.
- [16] Kuster N, Balzano Q. Energy absorption mechanism by biological bodies in the near field of dipole antennas above 300 MHz. *IEEE Trans. Vehicular Tech.* 2002, 41(1): 17-23. DOI: 10.1109/25.120141.
- [17] Volakis, J. L. (Ed.). *Antenna engineering handbook*. McGraw-Hill Education; 2007.
- [18] Patel M, Verma S, Khalid S. Compact Inverted C shaped Monopole Antenna for C-band Applications. In: *2020 International Conference on Electrical and Electronics Engineering (ICE3)*. 2020, pp. 297-300.
- [19] AC 20-138D - Airworthiness Approval of positioning and navigation systems (Including change 2). Available online: [https://www.faa.gov/regulations\\_policies/advisory\\_circulars/index.cfm/go/document.information/documentid/1023966](https://www.faa.gov/regulations_policies/advisory_circulars/index.cfm/go/document.information/documentid/1023966). (accessed on 20 June 2025)
- [20] Batuwangala E, Silva J, Wild G. The regulatory framework for safety management systems in airworthiness organisations. *Aerospace* 2018, 5(4): 117. DOI: 10.3390/aerospace5040117.
- [21] Bhardwaj N, Singh R, Chaudhary A, Shankar A, Kumar R. Statistical convergence of integral form of modified Szász–Mirakyan operators: an algorithm and an approach for possible applications. *J. Inequal. Appl.* 2024, 2024(1): 71. DOI: 10.1186/s13660-024-03121-5.
- [22] Brweb. P.1546. Method for point-to-area predictions for terrestrial services in the frequency range 30 MHz to 4 000 MHz. 2020, Available online: <https://www.itu.int/rec/r-rec-p.1546/en>. (accessed on 20 June 2025)
- [23] Certification Specifications (CSS) / Detailed Specifications (DSS) | EASA. Available online: <https://www.easa.europa.eu/en/document-library/certification-specifications/group/amc-20-general-acceptable-means-of-compliance-for-airworthiness-of-products-parts-and-appliances>. (accessed on 20 June 2025)
- [24] Chen X, Yadav P, Singh R, Islam SM. ES structure based on soft J-subset. *Mathematics* 2023, 11(4): 853. DOI: 10.3390/math11040853.
- [25] Department of Defense. MIL-STD-461G. In Department of Defense Interface Standard [Report]. 2015. Available online: <https://s3vi.ndc.nasa.gov/ssri-kb/static/resources/MIL-STD-461G.pdf>. (accessed on 20 June 2025)
- [26] Standard I. *MIL-STD-461G: Requirements for the control of electromagnetic interference characteristics of subsystems and equipment*. Department of Defense, USA; 2015.

- [27] Doczkat, MA. FCC regulations for human exposure to radiofrequency electromagnetic fields. In: *Biological Effects and Medical Applications of Electromagnetic Energy*. pp. 469-489. CRC Press, 2003.
- [28] FAA and EASA Pledge Strong Cooperation to Address Aviation Challenges of the Next Decade. (n.d.). Available online: <https://www.faa.gov/newsroom/faa-and-easa-pledge-strong-cooperation-address-aviation-challenges-next-decade>. (accessed on 20 June 2025)
- [29] Fatima I, Verma S, Khalid S. Compact modified Y-shape parasitic patch antenna for UWB application. In: *2020 International Conference on Electrical and Electronics Engineering (ICE3)*. 2020, pp. 442-445. DOI: 10.1109/ICE348803.2020.9122987.
- [30] Gupta K, Verma S, Khalid S. Compact notch loaded monopole antenna for C-band applications. In: *2020 International Conference on Electrical and Electronics Engineering (ICE3)*. 2020, pp. 530-533. DOI: 10.1109/ICE348803.2020.9122784.
- [31] IEEE U. IEEE standard for safety levels with respect to human exposure to electric, magnetic, and electromagnetic fields, 0 Hz to 300 GHz. *IEEE Std C95*. 2019, 1-312.
- [32] International Civil Aviation Organization (ICAO). Annex 10 - Aeronautical Telecommunications - Annexes | ICAO Store. 2023. Available online: <https://store.icao.int/en/annexes/annex-10>. (accessed on 20 June 2025)
- [33] Ahlbom A, Bergqvist U, Bernhardt JH, Cesarini JP, Grandolfo M, Hietanen M, Mckinlay AF, Repacholi MH, Sliney DH, Stolwijk JA, Swicord ML. Guidelines for limiting exposure to time-varying electric, magnetic, and electromagnetic fields (up to 300 GHz). *Health Phys*. 1998, 74(4): 494-521.
- [34] International Commission on Non-Ionizing Radiation Protection. Guidelines for limiting exposure to electromagnetic fields (100 kHz to 300 GHz). *Health Phys*. 2020, 118(5): 483-524. DOI: 10.1097/HP.00000000000001210.
- [35] Khalid S, Verma S. THD and compensation time analysis of three-phase shunt active power filter using adaptive mosquito blood search algorithm (AMBS). *Int. J. Energy Eng*. 2019, 8(1): 25-46. DOI: 10.4018/IJEOE.2019010102.
- [36] Khalid S. *Applications of artificial intelligence in electrical engineering*. IGI Global; 2020.
- [37] Khalid S. Artificial intelligence (AI) in Engineering and Technology. *Inf. Fusion. Res*. 2023, 1(1): 1-2.
- [38] Khalid S. *Applied Computational Intelligence and Soft Computing in Engineering*. IGI Global; 2017.
- [39] Khalid S, Dwivedi B. Comparative evaluation of various control strategies for shunt active power filters in aircraft power utility of 400 Hz. *Majlesi J. Mechatron. Syst*. 2014, 3(2).
- [40] Khalid S, Siddiqui NN. *New Innovations in AI, Aviation, and Air Traffic Technology*. IGI Global; 2024.
- [41] Khalid S, Kumar AS, Singh NP. Remote Control Tower: State of the Art, Challenges, and Future Trends. In: *New Innovations in AI, Aviation, and Air Traffic Technology*. 2024:99-126. DOI: 10.4018/979-8-3693-1954-3.ch006.
- [42] Moir I, Seabridge A, Jukes M. *Civil avionics systems*. John Wiley & Sons; 2013.
- [43] Nishad DK, Tiwari AN, Khalid S, Gupta S, Shukla A. AI based UPQC control technique for power quality optimization of railway transportation systems. *Sci. Rep*. 2024, 14(1): 17935. DOI: 10.1038/s41598-024-68575-5.
- [44] Wang R, Onireti O, Zhang L, Imran MA, Ren G, Qiu J, Tian T. Reinforcement learning method for beam management in millimeter-wave networks. In: *2019 UK/China Emerging Technologies (UCET) 2019*, pp. 1-4. DOI: 10.1109/UCET.2019.8881841.
- [45] World Health Organization. *Electromagnetic fields and public health: Exposure to extremely low frequency fields-fact sheet N 322*. 2007.
- [46] Yadav P, Singh R. On soft sets based on ES structure, El-Algebra. In: *2021 5th international conference on information systems and computer networks (ISCON)*. 2021, pp. 1-6. DOI: 10.1109/ISCON52037.2021.9702321.